



# Surf Casting and Angling Club of WA (Inc.)

PO Box 2834, Malaga WA 6944

ABN 29 925 237 020

Telephone 0459 183 375 Email [surfcast@iinet.net.au](mailto:surfcast@iinet.net.au)

Club Web page <http://www.surfcasters.iinet.net.au>

## Playing videos in slow motion.

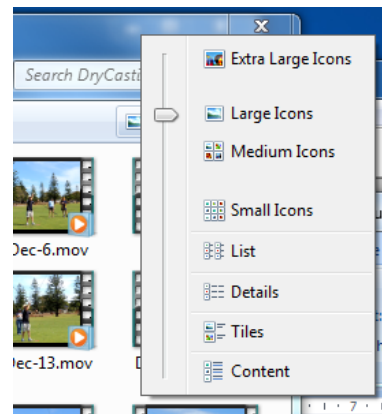
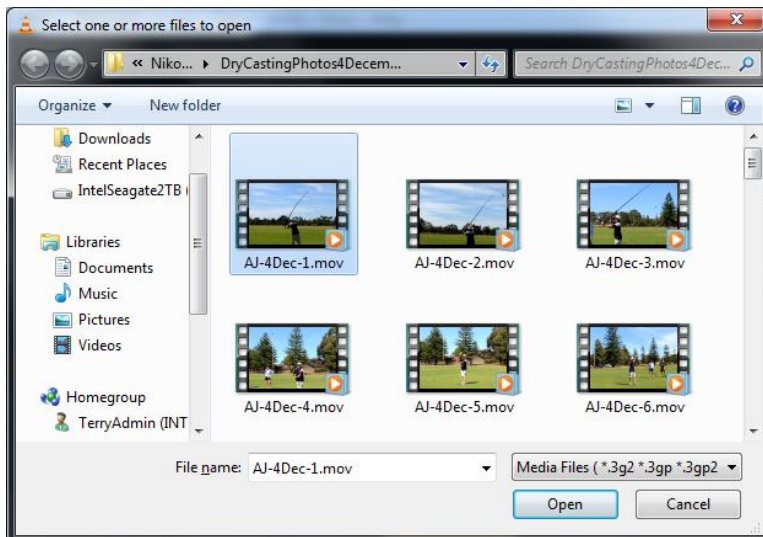

Download and save the "VLC media player" Installer package from <http://www.videolan.org/vlc/download-windows.html>

That file should be "vlc-2.1.5-win32.exe" or later. 2.1.5 is the current version at time of writing this version of this document.

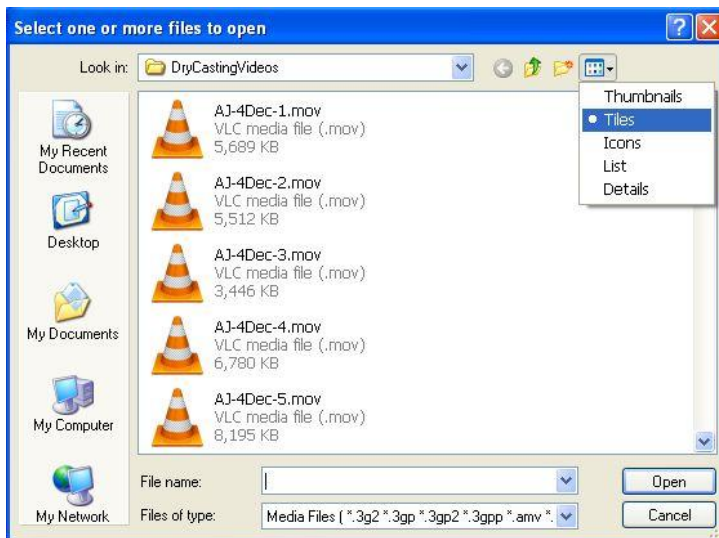
Double click on that file to install. The desktop icon is shown at right >>>

Once installed, open VLC Media Player.

Click on Media, Open File, select the directory where the videos are saved, select one file.



This is Windows 7, with a display setting = Large Icons.

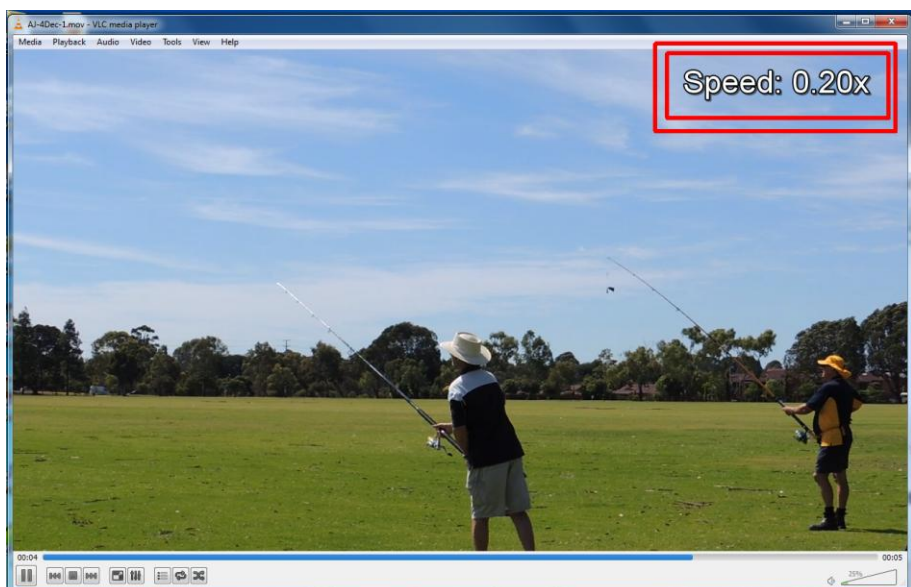


This is Windows XP, with a setting = "Tiles". Using the setting "Thumbnails" gives a display similar to "Large Icons" in Windows 7.

Click on Open. This will play the video at normal speed.



To play at slower speed(s), press the [ key a few times. The play speed flashes up in the top right hand corner for a short time. Example below is playing at 0.2 = 1/5 normal speed.



To play at normal or faster speeds, press the ] key a few times.

Prepared by  
Terry Fuller